

DGA FF5 TV (909 706)

- Compact surge arrester for SAT receivers
- Five-channel protection for antenna splitter and multi-switch
- For installation in compliance with the lightning protection zones concept from $0_B - 2$ and higher


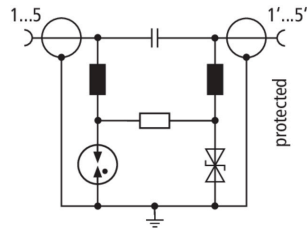
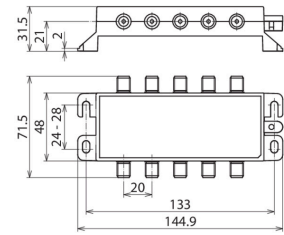


Figure without obligation



Basic circuit diagram DGA FF5 TV



Dimension drawing DGA FF5 TV

Five-channel surge arrester for 75-ohm antenna systems. Special design for SAT antenna splitters and multi-switches. The arrester fulfils the shielding requirements of class A acc. to EN 50083-2. Fixing material and EB conductor included in delivery.

Type	DGA FF5 TV
Part No.	909 706
SPD class	TYPE 2 P1
Max. continuous operating voltage (d.c.) (U_c)	20 V
Nominal current (I_L)	0.4 A
D1 Lightning impulse current (10/350 μ s) (I_{imp})	0.5 kA
D1 Total lightning impulse current (10/350 μ s) (I_{imp})	2.5 kA
C2 Nominal discharge current (8/20 μ s) (I_n)	2.5 kA
C2 Total nominal discharge current (8/20 μ s) (I_n)	10 kA
Voltage protection level for I_n C2 (U_p)	≤ 500 V
Voltage protection level at 1 kV/ μ s C3 (U_p)	≤ 120 V
Frequency range	47-2200 MHz
Insertion loss 5-2200 MHz typ.	≤ 1 dB
Insertion loss 5-2400 MHz typ.	≤ 3 dB
Near-end crosstalk attenuation 5-2400 MHz typ.	≥ 40 dB
Characteristic impedance (Z)	75 Ohm
Operating temperature range (T_U)	-25 °C ... +55 °C
Degree of protection	IP 40
Mounting	wall mounting
Connection (input / output)	F socket / F socket
Earthing via	enclosure
Enclosure material	metal
Colour	silver
Test standards	IEC 61643-21 / EN 61643-21
Accessories	fixing screws, dowels, EB conductor
Weight	222 g
Customs tariff number (Comb. Nomenclature EU)	85363010
GTIN	4013364362437
PU	1 pc(s)

We reserve the right to introduce changes in performance, configuration and technology, dimensions, weights and materials in the course of technical progress. The figures are shown without obligation.