

DPL 10 G3 110 FSD (907 216)

- Powerful SPD block
- Types with / without fail-safe function or visual indication
- For installation in conformity with the lightning protection zone concept at the boundaries from $O_b -1$ and higher


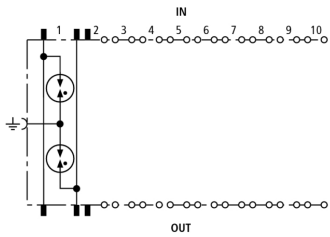
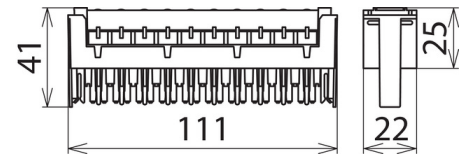


Figure without obligation



Basic circuit diagram DPL 10 G3 110 FSD



Dimension drawing DPL 10 G3 110 FSD

Plug-in SPD block for ten pairs with three-pole gas discharge tubes for almost all applications. FSD arresters feature a fail-safe function and an additional visual indication when the fail-safe function has been activated. Thus, it can be immediately identified whether an arrester has to be replaced.

Type	DPL 10 G3 110 FSD
Part No.	907 216
SPD class	TYPE 2
Fault indication	visual, colour change
Nominal voltage (U_N)	110 V
Max. continuous operating voltage (d.c.) (U_c)	180 V
Max. continuous operating voltage (a.c.) (U_c)	127 V
Nominal current (I_L)	0.4 A
C2 Total nominal discharge current (8/20 μ s) (I_n)	10 kA
C2 Nominal discharge current (8/20 μ s) per line (I_n)	5 kA
Voltage protection level line-line for I_n C2 (U_P)	≤ 600 V
Voltage protection level line-PG for I_n C2 (U_P)	≤ 600 V
Voltage protection level line-line for 1 kV/ μ s C3 (U_P)	≤ 600 V
Voltage protection level line-PG for 1 kV/ μ s (U_P)	≤ 600 V
Capacitance line-line (C)	≤ 5 pF
Capacitance line-PG (C)	≤ 5 pF
Fail-safe function	gas discharge tube with spring contacts
Operating temperature range (T_U)	-40 °C ... +80 °C
Pluggable into	LSA disconnection and terminal blocks (type 2)
Earthing via	mounting frame
Enclosure material	polyamide
Colour	grey
Test standards	IEC 61643-21 / EN 61643-21
Weight	66 g
Customs tariff number (Comb. Nomenclature EU)	85363010
GTIN	4013364106680
PU	1 pc(s)

We reserve the right to introduce changes in performance, configuration and technology, dimensions, weights and materials in the course of technical progress. The figures are shown without obligation.