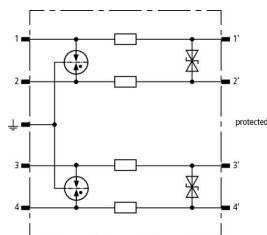


BSP M4 BD 24 (926 344)

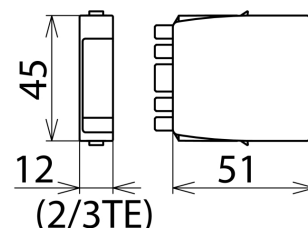
- High degree of protection for two pairs
- For installation in conformity with the lightning protection zone concept at the boundaries from $0_B - 2$ and higher



Figure without obligation





Basic circuit diagram BSP M4 BD 24



Dimension drawing BSP M4 BD 24

Space-saving surge arrester module for protecting two pairs of balanced interfaces with galvanic isolation.

Type	BSP M4 BD 24
Part No.	926 344 
SPD class	 TYPE 2 PA
Nominal voltage (U_N)	24 V
Max. continuous operating voltage (d.c.) (U_C)	33 V
Max. continuous operating voltage (a.c.) (U_C)	23.3 V
Nominal current at 45 °C (I_N)	1.0 A
D1 Lightning impulse current (10/350 μ s) per line (I_{imp})	1 kA
C2 Total nominal discharge current (8/20 μ s) (I_n)	20 kA
C2 Nominal discharge current (8/20 μ s) per line (I_n)	10 kA
Voltage protection level line-line for I_n C2 (U_P)	≤ 55 V
Voltage protection level line-PG for I_n C2 (U_P)	≤ 600 V
Voltage protection level line-line at 1 kV/ μ s C3 (U_P)	≤ 45 V
Voltage protection level line-PG at 1 kV/ μ s C3 (U_P)	≤ 550 V
Series impedance per line	1.0 ohm(s)
Cut-off frequency line-line (f_c)	7.8 MHz
Capacitance line-line (C)	≤ 1.0 nF
Capacitance line-PG (C)	≤ 16 pF
Operating temperature range (T_U)	-40 °C ... +80 °C
Degree of protection (with plugged-in protection module)	IP 20
Pluggable into	BXT BAS / BSP BAS 4 base part
Earthing via	BXT BAS / BSP BAS 4 base part
Enclosure material	polyamide PA 6.6
Colour	yellow
Test standards	IEC 61643-21
Approvals	UL 497B, CSA, SIL
SIL classification	up to SIL3 ^{*)}
Weight	22 g
Customs tariff number (Comb. Nomenclature EU)	85363010
GTIN	4013364127234
PU	1 pc(s)

^{*)} For more detailed information, please visit www.dehn-international.com.

We reserve the right to introduce changes in performance, configuration and technology, dimensions, weights and materials in the course of technical progress. The figures are shown without obligation.