

DRL 10 B 180 (907 400)

- Lightning current arrester for use as plug-in SPD block with integrated LSA disconnection block function
- Expandable to a combined lightning current and surge arrester
- For installation in conformity with the lightning protection zone concept at the boundaries from $0_A - 1$ and higher


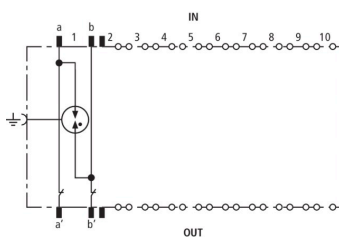
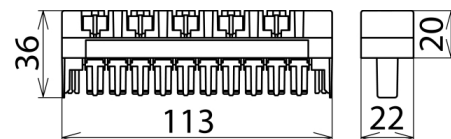


Figure without obligation



Basic circuit diagram DRL 10 B 180



Dimension drawing DRL 10 B 180

Lightning current carrying DRL plug-in SPD block (10 pairs) with three-pole gas discharge tubes for almost all applications. Expandable to a combined lightning current and surge arrester by means of a DRL protective plug. The integrated disconnection block contacts allow testing, measuring and patching with plugged-in protection.

Type	DRL 10 B 180
Part No.	907 400
SPD class	TYPE C
Nominal voltage (U_N)	180 V
Max. continuous operating voltage (d.c.) (U_C)	180 V
Max. continuous operating voltage (a.c.) (U_C)	127 V
Nominal current (I_N)	0.4 A
D1 Total lightning impulse current (10/350 μ s) (I_{imp})	5 kA
D1 Lightning impulse current (10/350 μ s) per line (I_{imp})	2.5 kA
C2 Total nominal discharge current (8/20 μ s) (I_n)	10 kA
C2 Nominal discharge current (8/20 μ s) per line (I_n)	5 kA
Voltage protection level line-line for I_{imp} D1 (U_P)	≤ 500 V
Voltage protection level line-PG for I_{imp} D1 (U_P)	≤ 500 V
Voltage protection level line-line at 1 kV/ μ s C3 (U_P)	≤ 500 V
Voltage protection level line-PG at 1 kV/ μ s C3 (U_P)	≤ 450 V
Series resistance per line	≤ 0.005 ohms
Capacitance line-line (C)	≤ 5 pF
Capacitance line-PG (C)	≤ 5 pF
Operating temperature range (T_U)	-40 °C ... +80 °C
Degree of protection	IP 10
Plugs into	LSA disconnection block 2/10
Earthing via	mounting frame
Enclosure material	polyamide PA 6.6
Colour	grey
Test standards	IEC 61643-21 / EN 61643-21
Weight	65 g
Customs tariff number (Comb. Nomenclature EU)	85363010
GTIN	4013364107557
PU	1 pc(s)

We reserve the right to introduce changes in performance, configuration and technology, dimensions, weights and materials in the course of technical progress. The figures are shown without obligation.