

## ITAK EXI BXT 24 (989 408)

- Prewired unit for two Ex(i) circuits
- Self-capacitance and self-inductance negligibly small
- For installation in conformity with the lightning protection zone concept at the boundaries from  $0_B -2$  and higher


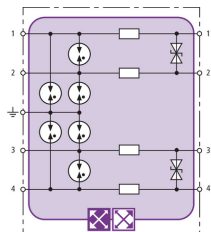
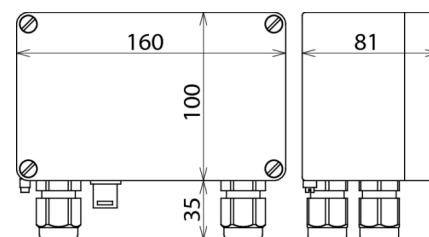


Figure without obligation



Basic circuit diagram ITAK EXI BXT 24



Dimension drawing ITAK EXI BXT 24

Prewired BXT ML4 BD EX 24 and BXT BAS EX surge arrester unit completely mounted in a junction box for intrinsically safe measuring circuits, meets FISCO requirements.

Type	ITAK EXI BXT 24
Part No.	989 408
SPD class	<b>TYPE 2 Pt</b>
SPD monitoring system	LifeCheck
Nominal voltage ( $U_n$ )	24 V
Max. continuous operating voltage (d.c.) ( $U_c$ )	33 V
Max. input voltage acc. to EN 60079-11 ( $U_i$ )	30 V
Max. input current acc. EN 60079-11 ( $I_i$ )	0.5 A
Total nominal discharge current (8/20 $\mu$ s) ( $I_n$ )	20 kA
Nominal discharge current (8/20 $\mu$ s) per line ( $I_n$ )	5 kA
Voltage protection level line-line for $I_n$ C2 ( $U_p$ )	$\leq 52$ V
Voltage protection level line-PG for $I_n$ C2 ( $U_p$ )	$\leq 1400$ V
Voltage protection level line-line at 1 kV/ $\mu$ s C3 ( $U_p$ )	$\leq 45$ V
Voltage protection level line-PG at 1 kV/ $\mu$ s C3 ( $U_p$ )	$\leq 1100$ V
Series resistance per line	1.0 ohm
Cut-off frequency line-line ( $f_c$ )	7.7 MHz
Capacitance line-line (C)	0.8 nF
Operating temperature range ( $T_U$ )	-40 °C ... +80 °C
Degree of protection	IP 65
For mounting on	walls in Ex zone 1, 2
Connection (input / output)	cable gland (M20 x 1.5)
Cross-sectional area, solid	0.08-4 mm <sup>2</sup>
Cross-sectional area, flexible	0.08-2.5 mm <sup>2</sup>
Cross-sectional area (equipotential bonding)	4 mm <sup>2</sup>
Tightening torque (terminals)	0.4 Nm
Earthing via	screw terminal on enclosure panel
Enclosure material	aluminium, grey
Test standards for installed BXT	IEC 61643-21 / EN 61643-21
Approvals for installed BXT	CSA, EACEx, ATEX, IECEx, CSA & USA Hazloc, SIL
Weight	1 kg
Customs tariff number (Comb. Nomenclature EU)	85371098
GTIN	4013364120396
PU	1 pc(s)

We reserve the right to introduce changes in performance, configuration and technology, dimensions, weights and materials in the course of technical progress. The figures are shown without obligation.